


wisdom

CARDIFF SCHOOL OF DENTISTRY

WWW.CARDIFF.AC.UK/DENTL

Celebrating
50 years of
Dental Education

Education Through The Decades



Contents

02

Research

Research through the decades

Prof Phil Stephens

50 Years of Dental Research

Prof David W Williams

Prof Jonathan Shepherd

Anonymised Information

Sharing for Preventing

Violence- Related Injury

Prof Jonathan Shepherd

Alginate Then and Now

BSODR

06

50 Years Span Education

Teaching changes over

the years

Dr Eli Absi

08

Golden Jubilee

Celebrating 50 Years

10

Teaching

An international School

Prof Alastair Sloan

11

Teaching Awards

13

Student News &

Staff Retirements

14

Student Profile

Branwen Ebsworth

15

Staff Profile

Anwen Cope

Sheila Oliver

16/19

Alumni Profiles

Brian Cooke

17/18

School of Dentistry

Staff Mosaic Pullout

Editor Ria-Jayne Jones

Assistant Editor Catherine Roberts

Find out more about the School at:

www.cardiff.ac.uk/dentl

or email : wisdom@cardiff.ac.uk



Follow us on Twitter @CardiffDental



Wisdom is designed by the Dental Illustration Unit at Cardiff University

CARDIFF
UNIVERSITY

PRIFYSGOL
CAERDYDD

Welcome

It is a real honour to be the Dean and Head of the School in the year that we celebrate the Golden Jubilee of the admission of undergraduate students to the Bachelor of Dental Surgery (BDS) course in Cardiff. Such an occasion provides a perfect opportunity to look back at the achievements of the School of Dentistry over the past 50 years. The School has had six Deans all of whom have made their mark in different ways. The collage of photographs displayed during the Celebration Event weekend at the Vale Resort in May provided an excellent pictorial history of how things have changed over time, including not only the teaching and research facilities but also uniform fashion and hair styles! Some of these photos are presented in the centre pages of this issue of Wisdom. The Jubilee was a great success and the money raised from various activities has now been placed in the Professor Brian Cooke Fund. The School will now explore how to use these funds to enhance the student experience.

This has been a busy year for the School, with two major exercises to complete, namely the Research Excellence Framework (REF 2014) and the inspection of the BDS programme by the General Dental Council (GDC). The School made a significant contribution to the Cardiff submission for REF 2014 and certainly punched above its weight when compared with larger Schools within the university. It is uncertain at present whether we will be able to identify "Dentistry" as a component of the outcome from our joint return with other healthcare schools or if we will be able to compare our performance with other Dental Schools in the UK, when the results are published later in the year. However, I am confident that the School is performing at a high level and that our research activity will develop further within the new College structure. The School will be hosting the annual meeting of the British Society for Oral & Dental Research in September 2015, which will be a perfect opportunity to further strengthen our reputation for excellence in research. The School also aims for excellence in education and hopefully this will be reflected in the report that will follow the recent inspection by the GDC. A huge amount of preparatory work was involved in the inspection process and the School submitted more than 1,800 documents to the GDC. The inspection team visited in March and June and the initial informal feedback has been positive. The full report is due late autumn. One area that definitely requires replacement is the Dental Phantom Head teaching facility on the 2nd Floor, which is the same that many of the alumni reading this introduction will have used during their training. This is now a key priority for our capital works.

I was delighted this year that Cardiff students had the best results of all the Dental Schools in England & Wales for an offer of a Foundation Training place and subsequently all our graduates secured a job. Well done!

There are many more news stories and achievements that I could describe in this introduction but I will let you read details of these within the main part of the journal. I hope that you find the format of Wisdom a useful and enjoyable way of bringing you up to date with activities here in the School, in comparison to the spectrum of electronic social media that we also use. Please let me know what you think and also if there are any alumni stories that you would wish be included in the next issue of Wisdom. As I have said on previous occasions, the School of Dentistry is the academic home of our graduates, so please keep in touch with the family!

Professor Michael A. O. Lewis
Dean and Head of School

Michael A. O. Lewis



Professor Brian Cooke
Founder Dean – 1962-1982



Professor John Miller
1982-1985



Professor Norman Robertson
1985-1992

Croeso



Pictured: Professor Michael A. O. Lewis - Dean and Head of School

Mae'n anrhydedd go iawn cael bod yn Ddeon a Phennaeth yr Ysgol yn y flwyddyn yr ydym yn dathlu Jiwbilî Aur derbyn myfyrwyr israddedig i gwrs Baglor mewn Llawfeddygaeth Ddeintyddol (BDS) yng Nghaerdydd. Mae achlysur o'r fath yn rhoi cyfle perffaith i edrych yn ôl ar yr hyn a gyflawnwyd yn yr Ysgol Ddeintyddiaeth yn ystod y 50 mlynedd diwethaf. Bu chwe Deon ar yr Ysgol o'm blaen i, ac mae pob un ohonyn nhw wedi gwneud eu marc mewn ffyrdd gwahanol. Rhoddodd y gludwaith o ffotograffau a arddangoswyd yn ystod penwythnos y Digwyddiad Dathlu yng Ngwesty'r Fro ym mis Mai hanes darluniadol rhagorol o sut mae pethau wedi newid dros amser - nid yn unig y cyfleusterau addysgu ac ymchwil, ond hefyd ffasiwn y gwisgoedd a'r gwalltiau! Mae rhai o'r lluniau hyn i'w gweld ar dudalennau canol y rhifyn hwn o Wisdom. Roedd y Jiwbilî yn llwyddiant mawr, ac mae'r arian a godwyd drwy weithgareddau amrywiol wedi cael ei roi yng Nghronfa'r Athro Brian Cooke. Bydd yr Ysgol yn awr yn ystyried sut i ddefnyddio'r


arian hwn i wella profiad myfyrwyr. Mae eleni wedi bod yn flwyddyn brysur i'r Ysgol, gyda dau brif ymarfer i'w cwblhau, sef y Fframwaith Rhagoriaeth Ymchwil (REF 2014) ac arolygu'r rhaglen BDS gan y Cyngor Deintyddol Cyffredinol (GDC). Gwnaeth yr Ysgol gyfraniad sylweddol at gyflwyniad Caerdydd ar gyfer REF 2014, ac yn sicr gwnaeth yn well na'r disgwyl o'i gymharu ag ysgolion mwy o faint o fewn y brifysgol. Mae'n ansicr ar hyn o bryd a fyddwn yn galu nodi "Deintyddiaeth" fel elfen o'r canlyniad o'n cyflwyniad ar y cyd gydag ysgolion gofaliad eraill, nac a fyddwn yn gallu cymharu ein perfformiad gydag Ysgolion Deintyddol eraill yn y Deyrnas Unedig, pan fydd y canlyniadau yn cael eu cyhoeddi yn ddiweddarach yn y flwyddyn. Fodd bynnag, rwy'n hyderus bod yr Ysgol yn perfformio ar lefel uchel ac y bydd ein gweithgarwch ymchwil yn datblygu ymhellach o fewn strwythur newydd y Coleg. Bydd yr Ysgol yn cynnal cyfarfod blynyddol y Gymdeithas Brydeinig ar gyfer Ymchwil Geneuol a Deintyddol ym mis Medi 2015, a fydd yn gyfle

perffaith i gryfhau ein henw da am ragoriaeth mewn ymchwil. Mae'r Ysgol hefyd yn anelu am ragoriaeth mewn addysg, a gobeithio y bydd hyn yn cael ei adlewyrchu yn yr adroddiad a fydd yn dilyn yr arolygiad diweddar gan y Cyngor Deintyddol Cyffredinol. Roedd llawer iawn o waith paratoi yn rhan o'r broses arolygu, a chyflwynodd yr Ysgol dros 1,800 o ddogfennau i'r Cyngor Deintyddol Cyffredinol. Ymwelodd y tîm arolygu ym mis Mawrth a mis Mehefin, ac mae'r adborth anffurfiol cychwynnol wedi bod yn gadarnhaol. Disgwylir yr adroddiad llawn ddiwedd yr hydref. Un peth sy'n bendant angen ei newid yw cyfleuster addysgu Deintyddol Phantom Head ar yr 2il Lawr, sydd yr un fath â'r un y bu llawer o'r cyn-fyfyrwyr sy'n darllen y cyflwyniad hwn yn ei ddefnyddio yn ystod eu hyfforddiant. Mae hyn bellach yn flaenoriaeth allweddol ar gyfer ein gwaith cyfalaf.

Roeddwn yn falch iawn eleni bod myfyrwyr Caerdydd wedi cael y canlyniadau gorau o'r holl Ysgolion Deintyddol yng Nghymru a Lloegr am gynnig lle Hyfforddi Sylfaen, ac yn sgîl hynny mae ein holl raddedigion wedi cael swydd. Da iawn!

Mae llawer mwy o straeon newyddion a chyflawniadau y gallwn eu disgrifio yn y cyflwyniad hwn, ond gadawaf i chi ddarllen manylion am y rhain ym mhrif ran y cyfnodolyn. Rwy'n gobeithio y bydd fformat Wisdom yn ffordd ddefnyddiol a phleserus o roi'r wybodaeth ddiweddaraf i chi am weithgareddau yma yn yr Ysgol, o'i gymharu â'r sbectrwm o gyfryngau cymdeithasol electronig rydym hefyd yn eu defnyddio. Gadewch i mi wybod beth yw eich barn, a hefyd a oes unrhyw straeon gan gyn-fyfyrwyr y byddech yn dymuno eu cynnwys yn rhifyn nesaf Wisdom. Fel yr wyf wedi dweud o'r blaen, yr Ysgol Ddeintyddiaeth yw cartref academaidd ein graddedigion, felly cofiwch gadw mewn cysylltiad â'r teulu!

Yr Athro Michael A O Lewis
Deon a Phennaeth yr Ysgol



Professor Norman Whitehouse
1993-1999



Professor Malcom Jones
1999-2006



Professor Elizabeth Treasure
2006 - 2010

Michael A.O. Lewis

Research

Research through the decades

Professor Phil Stephens, Professor of Cell Biology/Vice Dean of Research

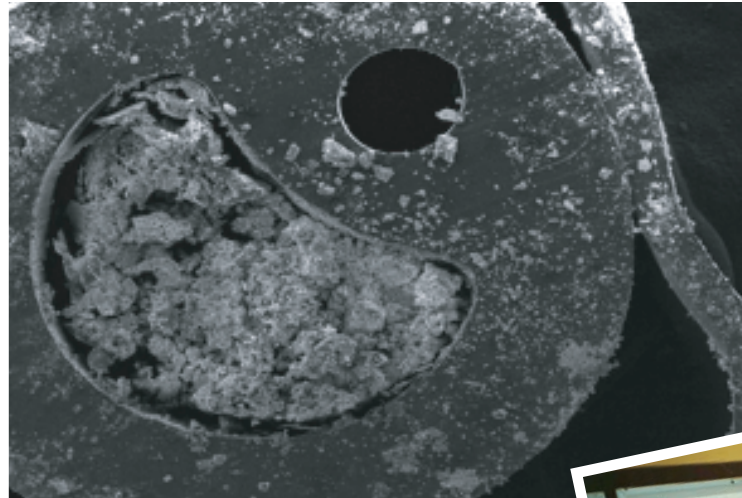
Research was always thought to be of huge importance by Brian Cooke as anyone who attended his introductory lecture to the Course will remember. This research was evident in the staff he assembled in the early years of the School. In the 60s/70s Periodontology was a particularly rich seam of research with Alan Dolby working on the pathogenesis of immunologically mediated oral diseases along with Martin Addy and John Moran; between them they built one of the world's leading Periodontology clinical trials units. Murray Walker and his team, which included Mick Aldred and Trevor Arendorf, worked productively on Candida and Oral Pathology. In the 80s the Cardiff Longitudinal study of the long-term effects of malocclusion on health was initiated by Bill Shaw, Martin Addy and Paul Dummer and is still in progress today with the addition of Stephen Richmond at the 30 year old recall stage.

In Oral Biology, with David Adams and David Whittaker, the research focused on dental development and Forensic Dentistry in the 80s/90s. David Whittaker's research in the field of Forensic Dentistry was immensely important and provided key evidence in the prosecution of the occasional serial killer along the way! Research in Dental Materials and Prosthodontics was originally led by John Bates and Derek Stafford and it was the very early research into Implants which led to some of the first Implant studies in the UK performed by Max Gregory and Bill Murphy. Alongside this, Trevor Tranter and William Douglas undertook research on composites and white filling materials. Work on Cariology and early carious lesions was developed by David Edmunds, Paul Dummer and Alan Gilmour who investigated plaque and artificial caries models. This was complemented by Richard Green who worked on Gnotobiotic rats and caries.

There has also been a rich history of Endodontic research within the School led by Paul Dummer. In the 90s the research of Jon Shepherd and Mark Brickley was instrumental in informing decision making about the removal of third molars. During these years, the work of Elizabeth Treasure and Cardiff colleagues contributed greatly to decision making surrounding water fluoridation as well as the longevity of routine dental restorations. In to the 2000s Malcolm Jones investigated tooth movement using finite element analyses and Jon Shepherd, Vas Sivarajasingam and Simon Moore's work on Violence Prevention and Modeling Behavior was pivotal in shaping governmental policies both here and abroad.

Stephen Richmond's recent research into Orthodontic provision and his work on 3D Facial Imaging has led to the identification of genes associated with facial shape, categorizing normal facial variation, facial growth and numerical modeling of facial movement for orthognathic surgical planning. Meanwhile the work of Ivor Chestnutt and Barbara Chadwick has been pivotal in guiding Dental Services in Wales and beyond. Over the same period, research into Tissue Engineering and Repair has blossomed in the School through the work of Phil Stephens, Alastair Sloan and Bing Song (stem cells), Dave Thomas (biopolymers) and Daniel Aeschlimann, Rachel Waddington (matrix biology). Similarly the areas of Microbiology and Infection have grown and developed under the guidance of Mike Lewis (clinical trials of the effectiveness of antimicrobial agents) and David Williams (Candida infections and biofilms). Numerous patents have now been awarded in these areas which will bring tangible impact in the not too distant future.

Finally, the continued development of our students have been underpinned by educational research across the School lead by Richard Oliver and Shiela Oliver. So after many decades of research success within the School we look forward to the next 50 years with much hope and the drive to continue to make a difference to the patients and population of Wales and beyond.



50 Years of Dental Research

Then & Now

Where is dentistry going?




Professor David W Williams (Historical Research Overview)

In 1993, I started my PhD studentship at Cardiff Dental School which investigated the 'Immunopathogenesis of Chronic Hyperplastic Candidosis'. Under the supervision of Professor Mike Lewis and Mr John Potts together with support from Dr Melanie Wilson, we were awarded the Senior Colgate Prize (1995) and IADR Hatton Award (1996; Figure 1).

In 1996, I continued my research in candidosis as a postdoc, and was appointed to the position of Lecturer in 1999. I was a Senior Lecturer in 2003, with the research expanding into chronic wounds and urinary catheters. I was a Reader in 2007, and soon after initiated research into oral microbial involvement in pneumonia. My research was readily 'translational', especially with increasing concerns over complications in treating 'biofilm' infections (Figure 2) and the spiralling problems of antibiotic resistance. Collaborations developed with industry interested in diagnostics, antimicrobials and treatments notably in oral care, wound care, catheter and endotracheal tube development. New model systems for biofilm analysis arose, and with the support of a KTP project (2009), these are now operational at Advanced Medical Solutions for testing wound therapies.

With the support of MBI Wales Ltd and the Cardiff Partnership Fund we have also generated a biosensor (2010) that provides early warning of urinary catheter encrustation caused by bacterial biofilms (Figure 3), and this is soon to be sold globally.

Looking towards the future, the problems of microbial biofilms are not diminishing ones. However, with the enthusiasm and knowledge of the research team here within the School, further inroads in combatting biofilms will undoubtedly be made.



Top Left: Encrustation of urinary catheter lumen following bacterial colonisation



Top Right: Microbial biofilm attached to an endotracheal tube surface

Centre: IADR meeting 1997. Melanie Wilson, Mike Lewis and David Williams

Professor Jonathan Shepherd

Being a clinical academic brings daily opportunities to evaluate, refine and teach innovations. In my 20s, finding out why cryosurgery wounds heal so well was exciting - especially when this discovery was published in Cryobiology. In my 30s, finding that Epstein Barr Virus wasn't associated with ameloblastoma except where patients were immunocompromised and having this published in Cancer Research was equally rewarding. But, I thought, these findings didn't affect conditions that bring patients in droves to oral and maxillofacial surgeons. Further, they didn't contribute to prevention of diseases and surgery which impose such massive burdens and costs. Hence my decision to concentrate research on third molars and injury.

In the late 90s prompted by our trial findings, the UK pub trade switched to toughened glasses. Soon after, because of our evidence-based advocacy for abolition of prophylactic removal of wisdom teeth, NICE made this the message in its historic first clinical guideline. A hugely motivating step forward! Research is a contact sport, and my teams have included dedicated enthusiasts like Mark Brickley and current stars like Psychologist Simon Moore and Oral Surgeon Vas Sivarajasingam who leads our national violence surveillance network. Our discoveries on the influence of alcohol prices on injury rates would never have been possible without Kent Matthews, the Cardiff Business School economist. Collaboration with friends at the US Centres for Disease Control resulted in BMJ papers showing the benefits of using information from A&E to prevent violence. Research careers take many unexpected turns. My own path has been illuminated by many colleagues and by using unexpected discoveries to drive subsequent projects. But the brightest lights continue to be my patients.

Anonymised Information Sharing for Preventing Violence-Related Injury

C Florence, Professor Jonathan Shepherd, I Brennan, T R Simon

Objective - To assess the costs and benefits of a partnership between health services, police and local government shown to reduce violence-related injury.

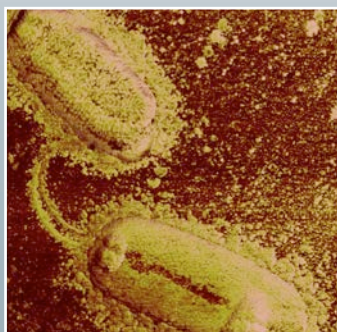
Anonymised information sharing and use led to a reduction in wounding recorded by the police that reduced the economic and social costs of violence by £6.9 million in 2007 compared with the costs the intervention city, Cardiff UK, would have experienced in the absence of the programme. This includes a gross cost reduction of £1.25 million to the health service and £1.62 million to the criminal justice system in 2007. By contrast, the costs associated with the programme were modest: setup costs of software modifications and prevention strategies were £107 769, while the annual operating costs of the system were estimated as £210 433 (2003 UK pound). The cumulative social benefit-cost ratio of the programme from 2003 to 2007 was £82 in benefits for each pound spent on the programme, including a benefit-cost ratio of 14.80 for the health service and 19.1 for the criminal justice system. Each of these benefit-cost ratios is above 1 across a wide range of sensitivity analyses.

An effective information-sharing partnership between health services, police and local government in Cardiff, UK, led to substantial cost savings for the health service and the criminal justice system compared with 14 other cities in England and Wales designated as similar by the UK government where this intervention was not implemented.



Reference: Florence C, Shepherd JP, Brennan I, Simon T (2014). An economic evaluation of anonymised information sharing in a partnership between health services, police and local government for preventing violence-related injury. *Injury Prevention* 2014; 20:108-114.

Alginates Then and Now



Medicines from Seaweeds

If all you remember about alginates from your University days, was an incomprehensible 'Materials' lecture, and Mr Murphy saying 'It's not properly mixed, unless it is all over the nurse, all over the unit and all over the floor!', then think again. Alginates, in addition to impression materials, have a huge range of applications in everything from beer to onion rings!

Professor Dave Thomas and his group have been working on the basic bio-polymer alginate in collaboration with the Norwegian company AlgiPharma AS, to develop alginate oligomers (small fragments of the alginate molecule) for use in the treatment of human disease. These alginates are being used to break down bacterial biofilms and as anti-infective agents, being able to potentiate conventional antibiotics against difficult to treat, multi-drug resistant bacteria. This work with collaborators in Norway, Swansea University and the Cystic Fibrosis Foundation, has seen continued success in 2013; the prototype agent OligoG being in Phase 2 human clinical trials. In vivo studies in wound healing applications in the US are also ongoing with Ohio State University and the USDoD. The research has attracted further funding in 2013 and will be supported in the coming years by the award of £1 million for the research in Cardiff, part of a larger £5.4 million award to the consortium. This long-term research programme will further understanding of these exciting therapies towards clinical applications in a range of diseases.



Professor Thomas commented "the success of this programme reflects the hard work of everyone here and those involved in the collaboration at Swansea and UHW in the large multi-disciplinary team, including microbiologists, pharmacists, engineers, clinicians and industrialists in working towards this important goal. We all hope that the next 4 years will see the potential of the therapies make a difference to patients' lives".

"We all hope that the next four years will see the potential of the therapies make a difference to patients' lives".

Image courtesy of
©Michael Dominic Richard Guiry
Source: www.seaweed.ie



Cardiff to host British Society for Oral & Dental Research Conference in September 2015

BSODR
Annual General Meeting
14th-16th September **2015**
Cardiff City Hall

The British Society for Oral and Dental Research (BSODR) has provisionally scheduled its 2015 meeting to be held at the City Hall in Cardiff on 14th to 16th September, 2015. The local organising committee are confident that this meeting will be a highly enjoyable and successful one and wanted to ensure that people have these dates at an early stage to avoid potential conflicts in their diaries.



The British Society for Oral and Dental Research (BSODR) is hosting the 2015 meeting to be held at the City Hall in Cardiff on 14th to 16th September, 2015.

The British Society for Oral and Dental Research (BSODR) was formed to advance research and increase knowledge for the improvement of oral health in the United Kingdom, and its primary objectives are:

- To support and represent the oral health research community in the UK
- To encourage junior workers to become involved in oral and dental research
- To facilitate the dissemination and application of research findings relating to oral health and the interactions between oral and systemic health

The BSODR is a Division of the International Association for Dental

Research (IADR) and a member of a federation of European research societies - the Pan European Region (PER). The members of the PER are the IADR divisions from Britain, Continental Europe, Ireland, Israel, Russia and Scandinavia.

Under various names, the BSODR has been meeting since 1953, and therefore has a long and rich heritage.

The BSODR meets on an annual basis and meetings alternate between the UK and a joint meeting with our PER partners. Recent events have been held in Sheffield (2011), Helsinki (PER-2012) and Bath (2013). This year's meeting will be part of the PER meeting in Dubrovnik (September 9-12th 2014). In 2015 the BSODR meeting is in Cardiff.

Researchers from the School of Dentistry, Cardiff University, have always been active within the BSODR, both as members and on the management committee. Indeed, the current President of the BSODR is Professor Mike Lewis



For further information about BSODR and how to join, please consult the website at:
www.bsodr.org.uk

BRITISH SOCIETY FOR
Oral and Dental
RESEARCH

For further information www.iadr.org



Teaching changes over the years

A Personal Perspective and Reflection

Considerable efforts have been made to correct the deficiencies in the undergraduate course. This was achieved by the introduction of a new curriculum that took nearly seven years to complete. The changes concerned its content, format and style of delivery.

Team training at outreach dental units, problem-based learning in the clinical environment, active, reflective and self-directed learning were also introduced and promoted. Chair-side and small group teaching methods were enhanced. Aims, objectives and learning outcomes of every subject/lecture and seminar are now accurately defined.


Dedicated and gifted teachers of the School have always had innovative ideas and striven to achieve quality but this has been more noticeable in recent years.

In addition to educational training and professional development many have obtained formal qualification in education in teaching.

Improved facilities, refurbished clinics and laboratories including the phantom heads laboratory, clinical skill rooms and an excellent library have had a positive impact on practical clinical and teaching.

Technological advances have revolutionized education.

Web and video-based teaching material, e-learning, and video conferencing has replaced or supplemented some traditional classroom instruction.





As the scope of dental services has widened enormously over 50 years, so has the scope of training and teaching. Maxillofacial radiology and modern imaging modalities, conscious sedation and implantology are a few of many developments.

With such a proud history, the School of Dentistry can look forward to the next 50 years with optimism to maintaining its leading teaching role nationally and internationally.

It has been my privilege to be part of this great Welsh Dental School. I wish to offer my sincere congratulations on passing this important milestone.

Dr Eli Absi (Pictured below)





Celebrating 50 years of Dentistry

Golden Jubilee Weekend

The Golden Jubilee, recognising the 50 years that have passed since the first students were enrolled to the undergraduate Bachelor of Dental Surgery (BDS) course in Cardiff was celebrated at the Vale Hotel & Resort on the 16th – 17th May 2014.

The weekend began with a BBQ on the Friday evening. The weather was excellent, which provided a perfect start to the celebrations. The Brian Cooke Lecture Day took place on Saturday and despite being a gloriously sunny morning more than 100 Dental Alumni attended the series of talks on Core CPD subjects. The educational session ended in the afternoon with the Brian Cooke Memorial Lecture entitled “Reaching for the apex - a life in Endo” which was presented by Professor Paul Dummer.

The finale was a superb Gala Dinner that was enjoyed by approximately 250 Alumni, staff and students. Members of Professor Cooke’s family were also able to attend. Speeches were delivered by the Dean, Professor Mike Lewis, and Cardiff graduate Mr

David Thomas, presently the Chief Dental Officer for Wales. With the help of some fellow graduates, Mr Thomas recounted a number of humorous incidents in the School’s history. Music for the dance was provided by Professor Alastair Sloan’s excellent band.

A collage of photographs taken within the School of Dentistry over the past 50 years was displayed in the crush area adjacent to the Ball Room. This display provided a great source of amusement on how things have changed over time, including not only the teaching and research facilities but also fashion and hair styles!

The raffle raised a significant amount of funding for the Brian Cooke Fund.





Thank you to all who supported the celebrations. In addition, a special thank you to all the sponsors in particular, GSK and ORMCO.

Hope to see you for the Diamond Celebrations in 10 years time!

Here's to another 50 years!!

Teaching

An International School

Prof Alastair Sloan

Vice Dean, International Engagement.

Cardiff University's Way Forward Document outlines the ambition of the University to be a global Institution and highlights the drive to develop strategic collaborations with overseas universities, an internationalisation of the student body, encouraging outward mobility of the student body during the course of their studies and developing transnational education to meet market needs overseas.



At the School of Dentistry we have been working towards several of these objectives for some time with considerable success. Our international strategy is addressed through the three areas of our business, namely Undergraduate Education, Postgraduate Taught Education and Postgraduate Research Students. Our successful MClintDent and MSc Implantology programmes recruit primarily from an overseas market and the global reputations of their Course Directors means that applications are numerous

and obtaining a place on the courses is competitive. The Masters in Orthodontics programme is now in its 40th year and successfully recruits internationally. Graduating students returning home take the skills, philosophies and experiences learnt at Cardiff back with them and build on those experiences and links. Developing additional stand-alone modules for such courses, which can be delivered via an online platform enabling international student engagement, is something that the School will continue to explore to enhance our postgraduate taught provision.

Research collaborations are, however, a key part of our international reputation and we have developed some long standing and highly successful partnerships. Our formal link with the School of Stomatology at the Fourth Military Medical University

(FMMU) in Xi'an, China is proving to be a successful partnership. Following the signing of the Memorandum of Understanding by the Dean in January 2013, we have had several visiting researchers spend time in Cardiff and the appointments of the Professors Sloan and Song to visiting Chairs at the FMMU has also enabled School staff to act as co-supervisors on PhD projects in Xi'an. We also have significant links in Norway and Brazil which have enabled researchers to advance their work at a rapid pace leading to the award of patents, large project grants and clinical translation. As the University continues to implement changes and increase its international reputation, the School of Dentistry continues to look outwards, building on our successes.



Image Above: Prof. Alastair Sloan

Illustration: Bella Woodfield

Photo Top left: "Christ the Redeemer" Image by Rodrigo Gomes da Paixão

Photo "Sculpture Of Butetown Link" Copyright: Steve Chapple



Pictured are Award Winners: Dr Shelagh Thompson (2012), Dr Chris Lynch (2014), Professor Alan Gilmour (2010), Professor Richard Oliver (2005), Mrs Sheila Oliver (2011). Sadly, one of the first Cardiff-based award recipients, Dr Mark Brennan (2005) passed away in 2010. Mark will have been known to many Cardiff graduates as a popular and dedicated member of the teaching staff - his presence is still missed by those who knew him.

International recognition of excellence in Dental Education for Cardiff teachers

Several members of the teaching staff in the Learning & Scholarship Theme at the School of Dentistry have been internationally recognised in recent times with the Association for Dental Education in Europe (ADEE) Award for Excellence in Dental Education.

This Award is unique in that it is one of the few opportunities for international recognition of excellence in dental education. In a typical year, as few as three such awards for "Mature Educators" (>8 years' experience in dental education), are made to nominees from all over Europe. Since its inception in 2005, six Cardiff staff have won this Award. The number of Cardiff Dental School staff who have received this award serves as powerful external recognition of the culture and ethos of excellence in education in the delivery of the School's teaching programmes.

Oral Microbiology & Immunology Group Award (OMIG) – Daniel Morse

Congratulations are extended to Mr Daniel Morse (Year 1 PhD student within the School of Dentistry) who was awarded first place at the Oral Microbiology and Immunology Group (OMIG) Scientific Meeting, held at Gregynog Hall in March 2014. Daniel's research is funded by a GSK-EPSRCS case award and investigates the interaction between bacteria and Candida within biofilms associated with chronic erythematous candidosis.

RIGHT

Mr Daniel Morse (OMIG, Poster prize winner; School of Dentistry, Cardiff) and Ms Simona Iancu, (OMIG Oral Presentation Winner) King's College Dental Institute, London.



Cardiff Undergraduates Excel at National and International Competitions

Student Clinical Skills Competition
- Manas Hamsal

National Ceramix Case Competition
- Rhys Watson

Heraeus-Kulzer Award
- Rhodri Thomas

Oliver & Mark Brennan Undergraduate Travel Award (EDSA)

Manas Hamsal, Final Year Undergraduate student won the Cardiff Dental School Award of the Royal College of Surgeons of Edinburgh Student Clinical Skills Competition. Manas went on to be third in the National Competition between representatives from all other UK Dental Schools.

Rhys Watson, Final Year undergraduate student won the National Ceramix Case Competition by Dentsply. Rhys will be put forward to represent the UK at the 2014 World Final.

Rhodri Thomas, Final Year Undergraduate student was awarded the Heraeus-Kulzer Award at the British Society for Prosthodontics 2014 for "A critical review of the erosive potential of foodstuffs and their effect on the adult dentition".

Aoife Swain, Final Year Undergraduate Student was awarded the Richard Oliver & Mark Brennan Undergraduate Travel Award (EDSA) for her essay: **'Self-Assessment in Dental Education in Europe'**.

Colgate®

INTRODUCING A BREAKTHROUGH IN EVERYDAY CAVITY PROTECTION PROVEN BY 8 YEARS OF CLINICAL RESEARCH INVOLVING 14,000 PEOPLE



**Sugar Acid
Neutraliser™
Technology**
powered by Arginine
+
Fluoride

Fluoride

Unique mode of action to
complement the power
of fluoride

- 4 x greater remineralisation*¹
- Directly fights sugar acids
in plaque – the #1 cause
of cavities^{2,3}
- Up to 20% fewer new
cavities in 2 years*^{4,5}



**Maximum
Cavity Protection**
plus **Sugar Acid Neutraliser™**

*versus a regular fluoride toothpaste with 1450 ppm fluoride.

References

1. Cantore R et al. *J Clin Dent*. 2013;24 (Spec Iss A):A32-A44. 2. Wolff M et al. *J Clin Dent*. 2013; 24 (Spec Iss A):A45-A54. 3. Santarpia P, Lavender S, Gittins E et al. Submitted for publication in *Am J Dent*. 2013. 4. Kraivaphan P et al. *Caries Res* 2013;47:582-590. 5. Hu DY et al. Data on file. Colgate-Palmolive Company, 2013.

COLGATE. COMMITTED TO A CAVITY-FREE FUTURE

www.colgateprofessional.co.uk

Joint Restorative Dentistry Conference, October 2013

The Cardiff School of Dentistry organised the first joint Restorative Dentistry conference in October 2013. The conference was held at the Royal College of Physicians in London.

It was a historic event as it was the first time that all four major UK Restorative Dentistry societies (The Association of Consultants and Specialists in Restorative Dentistry, The Specialist Registrars in Restorative Dentistry Group, The British Society of Restorative Dentistry and The Association of Teachers of Conservative Dentistry) came together under one roof for a conference. Cardiff Dental School had the privilege of making this happen. The conference was well attended by consultants, registrars and dentists with a special interest in restorative dentistry.

British Association of Oral Surgeons (BAOS) Conference 2013, Cardiff

The BAOS Conference was held at the Hilton Hotel in Cardiff on 25-27 September 2013 with over 400 delegates. The school was well represented at the event, with many contributing to the programme. The successful event underlined the emergence of Oral Surgery as a distinctive speciality

Down Surgical Prize 2013

Congratulations to Professor Jonathan Shepherd who has been awarded the Down Surgery Prize for 2013. The prize is the principal surgical award of the British Association of Oral and Maxillofacial Surgeons. The award was presented at the Edinburgh International Convention Centre in July 2014.

25 Year Recognition of Service Award

Congratulations to Professor Rachel Waddington, Suzy Burnett and Martin Langley who were all recognised by the university for 25 Years of service and attended the Recognition of Service Awards in October 2013. Rachel, Suzy and Martin all began their careers within the School not only during the same year but have also worked together in the same department for the majority of these years.

Suzy Burnett commented, "It's not what I have done, but how I have done it".

Professor Rachel Waddington commented "I have seen many changes to the Dental School over the past 25 years. As part of our modernisation, I don't think there is a single item of equipment or furniture in the entire School which was here when I started. The research labs in particular have expanded with great facilities and equipment, which is wonderful for all of our research students and staff. Long gone are the wooden benches and equipment that does not have a silicon chip or computer controlling it."

Staff Retirements Professor Lindsay Hunter

Lindsay Hunter graduated from the Welsh National School of Medicine in 1980. Lindsay was appointed as a Lecturer in Children's and Preventive Dentistry at the University of Wales College of Medicine and in 1992 completed specialist training at the University Dental Hospital, Cardiff and Great Ormond Street Hospital for Children and, in an innovative collaboration with the University of Bristol Dental School, obtained a PhD. She was promoted to Clinical Senior Lecturer/Honorary Consultant in Paediatric Dentistry in 2000. In recognition of her contribution to the Wider Mission of the University, she was subsequently awarded internal promotion to Clinical Reader (2007) and a personal Chair (2009). She pursued a balanced career encompassing clinical practice, research and teaching. Lindsay took up retirement on 31 December 2013.



Mrs Teresa James

Teresa James retired on 31st August 2013 after 18 years working for Cardiff University and the Cardiff and Vale NHS Trust. Teresa commenced her employment with Cardiff University as a Clinical Lecturer in Restorative Dentistry on the 8th January 2001 and also commenced her employment with the Cardiff and Vale NHS Trust on 22nd May 1997.



Right To left: Suzy Burnett, , Martin Langley and Professor Rachel Waddington

Branwen Ebsworth, BSc in Dental Hygiene and Dental Therapy



Where are you from?

A small town called Ammanford in Carmarthenshire, South Wales.

Why did you choose to study in Cardiff?

Cardiff was my first and only choice of University. I chose to study in Cardiff as the course is well designed allowing a good balance between academic studies and practical patient contact.

What do you like about living in the city?

I have lived in Cardiff in the past and therefore am familiar with the hustle and bustle of everyday life. Cardiff, for me, is an excellent choice as it is at the centre of everything. Coming from a rural background I find it a great city as it isn't too large or too small with all amenities for education and to meet social needs on your doorstep.

Does the course content fulfil your expectations?

The course content has completely fulfilled my expectations and much more. I am constantly amazed at the progress I have made throughout this year. It has been an exciting rollercoaster, constantly learning new skills and facing new challenges. No

day is the same, which makes it such a motivating course. Currently we have our own complex periodontal and restorative patients. To date I have completed numerous fillings, taken deciduous teeth on the GA rotas and solely managed our hospital patient lists. I am looking forward to my third year, where we learn to treat children by means of restorative techniques, further extractions and pulpotomies.

Did you experience any challenges adjusting to life as an undergraduate?

I was extremely apprehensive to return to University as a mature student. I wasn't sure whether I would fit in with the younger students, and indeed cope with the work load having been out of education for so long. However, I soon adjusted to University life, making lifelong friends and completing my studies knowing that there is an extensive support network surrounding me, if help was needed.

How would you rate the School's facilities?

The facilities in the Dental School & University are excellent with newly re-furnished surgeries and modern equipment that allows each session on clinic to be completed with ease, also catering for left handed clinicians. The libraries are full to the brim with every dental or dental related book needed

to support your studies or to further your education on topics of interest.

What has been your favourite aspect of your studies?

I have enjoyed every aspect of my studies so far, each of which adding to a sense of achievement. If I had to choose one thing I would probably say working on the general anaesthetic unit, extracting deciduous teeth, and becoming involved in a multidisciplinary team.

What are your ambitions after finishing your course?

I would love to work in the community dental service and in the 'Designed to smile' initiative, involving myself in the education and prevention of dental caries in schools and community centres alike.

What advice would you give to potential students coming to the School?

I would advise any potential student to go for it and make the most of their experiences. It's a lot of hard work but the rewards are endless. The sense of achievement is overwhelming when you stand back and realise how much you have accomplished in a short space of time.

Anwen wins first prize at the Cochrane UK and Ireland Annual Symposium.

Anwen Cope, a Cardiff University President's Scholar and dental school graduate, has won a prestigious competition organised by the Cochrane Collaboration.

The organisers of the Cochrane UK & Ireland Annual Symposium 2014, challenged students to communicate the findings of a Cochrane review in a way that would be accessible to a lay audience through a dynamic new medium (either a Prezi, video or via Upgoer 5). Anwen chose to present the findings of a systematic review on the effects of scale and polish on periodontal health in adults.

Scale and polish is the most common procedures undertaken by general dental practitioners in the UK (after examination), and there is a debate as to the effectiveness of these treatments and, if effective, how often they should be carried out.

Anwen said, "Winning first prize gave me the opportunity to attend the Symposium in Manchester and to engage with other researchers interested in evidence-based practice. My Prezi can be found at <http://www.students4bestevidence.net/cochrane-evidence-useful-usable-and-used-routine-scale-and-polish-for-periodontal-health-in-adults/> "

Anwen, whose PhD studies relate to antimicrobial resistance and

prescribing in dentistry, is in the final year of her PhD which is hosted jointly by the Wales School for Primary Care Research and the Dental Public Health Unit.

<http://www.students4bestevidence.net/cochrane-evidence-useful-usable-and-used-routine-scale-and-polish-for-periodontal-health-in-adults/>



Sheila Oliver, Learning & Scholarship Theme

Sheila Oliver is a Senior Clinical Lecturer and Honorary Consultant in Acute Dental Services and Special Care Dentistry. She is also the Director of Assessment and Feedback for all taught programmes within the School of Dentistry, and Deputy Director of the MSc in Conscious Sedation. In 2011 Sheila was awarded a Certificate of Excellence from the Association of Dental Education in Europe (ADEE) in recognition of her international contribution to dental education, and in 2012 was awarded a National Teaching Fellowship from the Higher Education Academy. "My working week has a good balance of clinical and teaching components

which enables me to enjoy all aspects of life as a clinical academic. I see my role as a privilege, helping to develop our school leavers into dental professionals fully prepared for independent dental practice. My role as Director of Assessment has given me the opportunity to explore innovative ways of improving student assessment literacy and developing a sense of learning partnership with our students, as well as improving quality assurance for all our assessment processes to satisfy our stakeholders. I have now completed thirty-three years' service to the School of Dentistry and look forward to the forthcoming years with new cohorts of undergraduate and postgraduate

students and a great team of staff." Professor Lewis, Dean of the Dental School commented:

"Sheila will be familiar to many Cardiff graduates in recent times as an enthusiastic, committed and outstanding member of the teaching staff at the School of Dentistry. Her contribution to excellence in Dental Education is outstanding. It is noteworthy that Sheila has been recognised by ADEE (Three such Excellence in Education awards are made across Europe each year) and by the HEA – since the involvement of Wales in the National Teaching Fellowship Scheme in 2011, Sheila is one of only four members of staff, from across the University, who have received this recognition."

50 YEARS OF THE SCHOOL OF DENTISTRY


During the School's Golden Jubilee year we have celebrated 50 years of teaching and research and held several celebratory events including a successful Research Day covering "Research through the Decades" and a hugely supported weekend event in May 2014 which included the Brian Cooke Memorial Lecture.



During the preparations for these events we have revisited the interesting history of the School, the work of its staff and alumni and have tried to summarise this in this edition of our magazine. We discovered many photographs and have displayed a selection of these throughout Wisdom and in the School of Dentistry building.



1964 - 2014




As a tribute to the Founder Dean of the Dental School, Professor Brian Cooke, many of you will know the Brian Cooke Foundation Fund was set up in 2011 and this foundation has received many generous donations from Alumni, Friends of the School and supporters particularly during the School's fiftieth year.

We are extremely grateful for the support over the last 50 years and for all donations received to date. The Fund has grown substantially since it was set up and we hope to be in a position soon to offer student scholarship opportunities to benefit the dentists of the future.

If you would like to donate to this Fund, or would like further information please contact Mrs Catherine Roberts in the School of Dentistry.

Email: RobertsC8@cardiff.ac.uk
Tel: +44 29207 45246

We endeavour to continue the legacy of Professor Brian Cooke in producing highly skilled Alumni and to further promote excellence in education and research over the next 50 years.



For more information visit cardiff.ac.uk/dentl



Celebrating 50 years of Dentistry

The most valuable asset to the University Dental Hospital & School is it's staff
(The full-size staff mosaic is displayed by the Pharmacy in the Dental School)

