

Oral health of school year one (5-year-old) children in Wales 2022-23

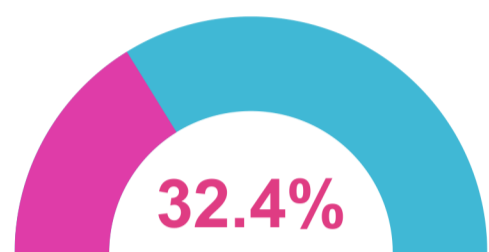
Who was examined?

9,376 children were examined from 612 state-maintained schools across Wales (approximately 1 in 3 children).*

How did we measure oral health?

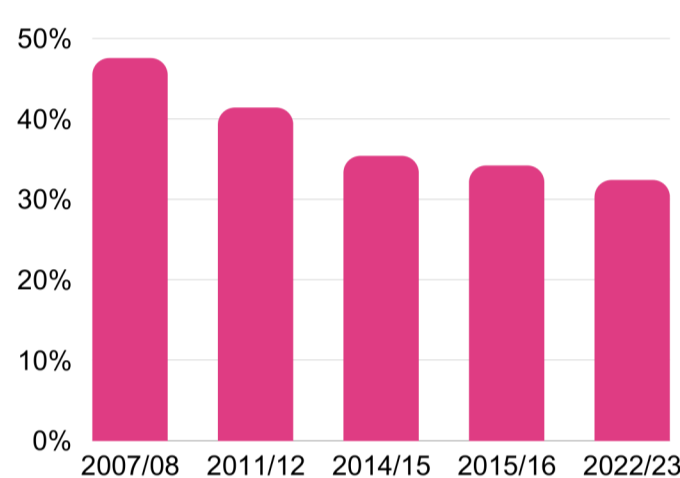
We counted the number of teeth that either had tooth decay or had teeth that had been filled or extracted due to the disease. We then calculated how many children had decayed, missing or filled teeth across Wales (known as **prevalence**) and calculated the mean number of teeth affected by tooth decay per child (known as **severity**).

Prevalence of tooth decay



Just under 1 in 3 children examined were affected by tooth decay.

Since 2007/8, there has been a reduction in the **prevalence** of tooth decay.

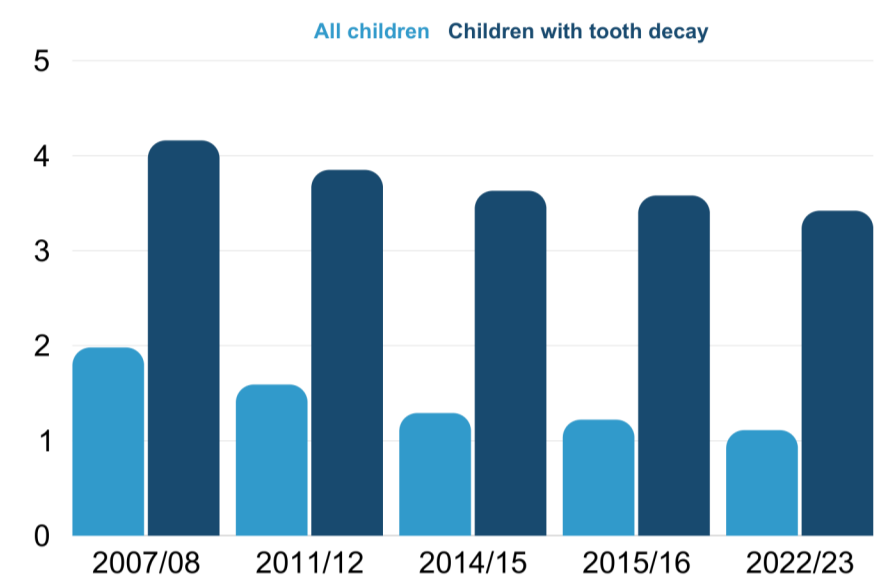


Severity of tooth decay

Across all the children examined, **approximately 1 tooth** was affected by tooth decay (light blue columns).

Children *with* tooth decay had **approximately 3 1/2 teeth** affected by the disease (dark blue columns).

Since 2007/8, there has been a reduction in the **severity** of tooth decay.



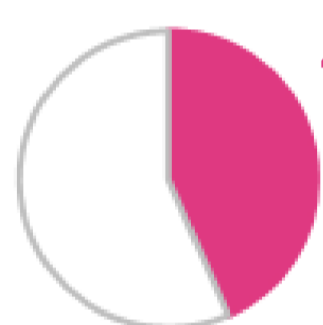
Oral health inequality across Wales

Children from deprived backgrounds experience higher levels of **prevalence** and **severity** of tooth decay. This pattern has not changed since 2007/8.

Prevalence

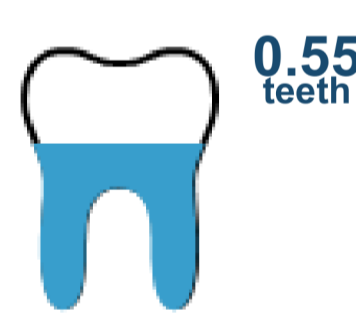


Least deprived



Most deprived

Severity



Least deprived

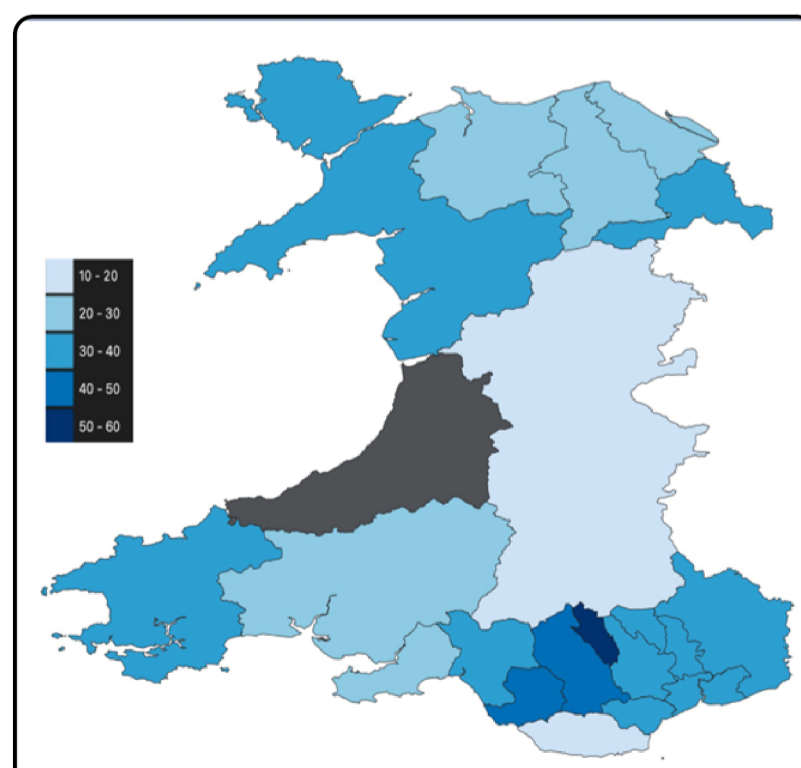


Most deprived

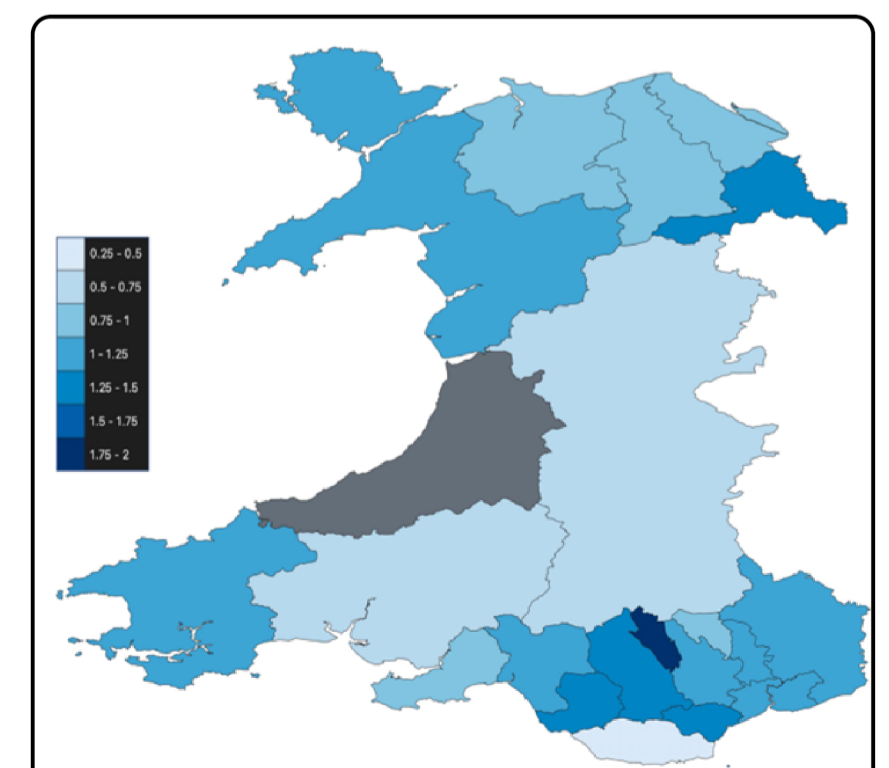
Distribution of prevalence and severity across Wales

Prevalence and **severity** of tooth decay varied across Wales

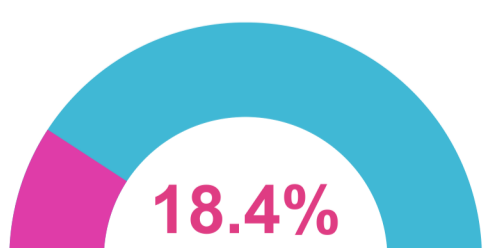
The **prevalence** of children with tooth decay ranged from 19.6% in Powys THB to 44.0% in Cwm Taf Morgannwg UHB.



The **severity** of tooth decay ranged from 0.64 in Powys THB to 1.54 in Cwm Taf Morgannwg UHB.



Impact of tooth decay across Wales



Tooth decay had a negative impact on **18.4%** of the children examined (approaching 1 in 5)

*No data was available for Ceredigion (Hywel Dda UHB)

