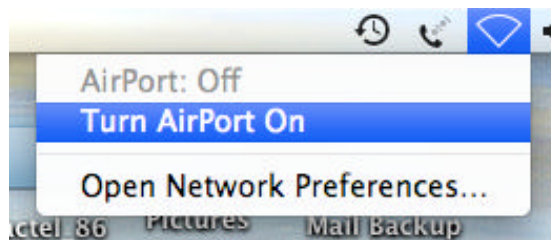


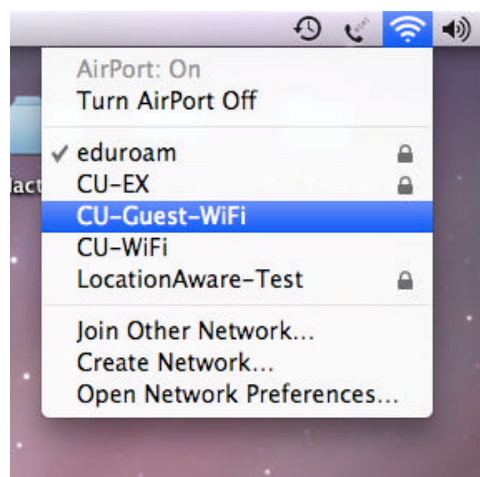
## Connecting to CU-Guest-WiFi using OSX

**Please note:** Cardiff University staff and students should not use this SSID. CU-WiFi and eduroam are for Cardiff University members.

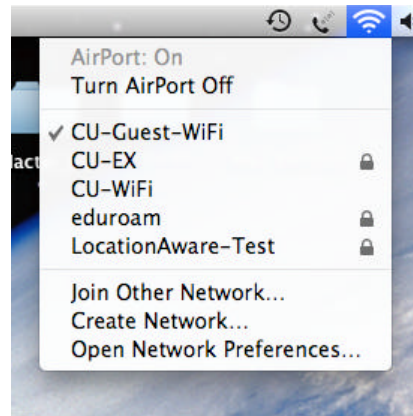
1. Proceed to an area that has wireless coverage.
2. Turn on your computer
3. If disabled, turn on your Airport connection by clicking the Airport icon at the top-right of the screen



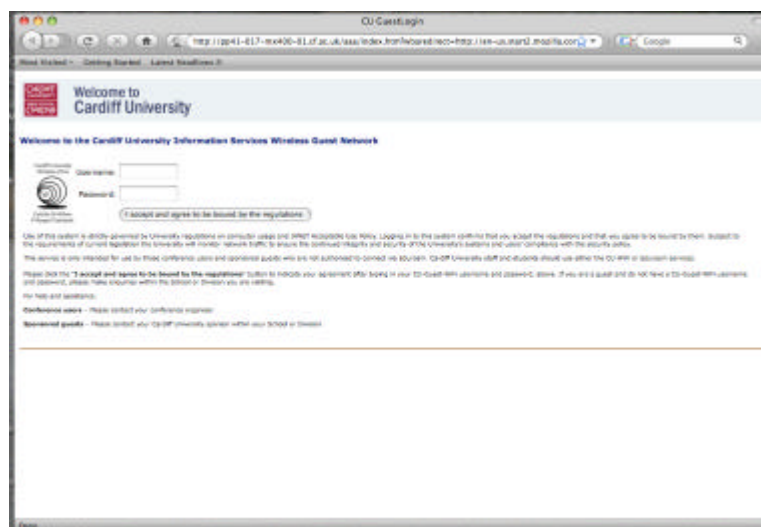
4. Choose the SSID CU-Guest-WiFi



5. Once selected, CU-Guest-WiFi should now have a tick next to the SSID



6. Open a browser window and try to navigate to a webpage. The wireless login page should appear automatically.



Once you have entered your **Guest Wireless** username and password, you should be connected to the CU-Guest-WiFi service.

**Please note** that this is a restricted service and is intended to give **limited** access to public web pages and web-based email only. Other programs and services may not work.

Last Update: 30 April 2009 by MOB