

| | |
|----------------------------------|------------------------|
| TITLE OF SCHEME OF STUDY: | Master in Architecture |
| MODE OF STUDY: | Full-time |
| YEAR: | One |

STRUCTURE

| | |
|--|--|
| ROUTE ONE: | |
| In the Autumn Term, Candidates shall be required to pursue: | In the Winter Term, Candidates shall be required to pursue: |
| All modules in Group One and Group Two. | All modules in Group One and Group Three. |

MODULES

| Module Code Number | Pre-requisite Module Code(s) | Pre-Assessment U: University C: College | Module Title | Term in which Module starts | Duration in Terms | Level of Module | Number of Credits |
|--------------------|------------------------------|---|--------------|-----------------------------|-------------------|-----------------|-------------------|
|--------------------|------------------------------|---|--------------|-----------------------------|-------------------|-----------------|-------------------|

| | | | | | | | |
|------------------|---|--|----------------------------|---|---|---|----|
| GROUP ONE | | | | | | | |
| AR4004 | C | | Practice Experience | A | 2 | 3 | 40 |
| AR4006 | C | | Design in Practice | A | 2 | 3 | 30 |
| AR4001 | C | | Management & Communication | A | 2 | 3 | 10 |

| | | | | | | | |
|------------------|---|--|-------------------------------|---|---|---|----|
| GROUP TWO | | | | | | | |
| AR4005 | C | | Design Technology in Practice | A | 1 | 3 | 10 |
| AR4002 | C | | Project Initiation | A | 1 | M | 20 |

| | | | | | | | |
|--------------------|---|--|------------------|---|---|---|----|
| GROUP THREE | | | | | | | |
| AR4003 | C | | Research Methods | W | 1 | M | 10 |

SCHEDULE OF ASSESSMENT 2008/2009
MArchYear One (Full Time)
MODULES

| | | |
|-----------------------|-------------------------------------|------------------------|
| Module Title: | MANAGEMENT & COMMUNICATION | Autumn/Winter Terms |
| Module Code: | AR4001 | Level: 3 |
| No. of Credits: | 10 | Size of Module: single |
| Method of Assessment: | Coursework NO marking by numbers | |


| | | |
|-----------------------|-------------------------------------|------------------------|
| Module Title: | PROJECT INITATION | Autumn Term |
| Module Code: | AR4002 | Level: M |
| No. of Credits: | 20 | Size of Module: single |
| Method of Assessment: | Coursework NO Marking by numbers | |

| | | |
|-----------------------|-------------------------------------|------------------------|
| Module Title: | PRACTICE EXPERIENCE | Autumn & Winter Terms |
| Module Code: | AR04004 | Level: 3 |
| No. of Credits: | 40 | Size of Module: double |
| Method of Assessment: | Coursework NO Marking by numbers | |

| | | |
|-----------------------|-------------------------------------|------------------------|
| Module Title: | DESIGN IN PRACTICE | Autumn & Winter Terms |
| Module Code: | AR4006 | Level: 3 |
| No. of Credits: | 30 | Size of Module: double |
| Method of Assessment: | Coursework NO marking by numbers | |

| | | |
|-----------------------|-------------------------------------|------------------------|
| Module Title: | DESIGN TECHNOLOGY IN PRACTICE | Autumn Term |
| Module Code: | AR4005 | Level: 3 |
| No. of Credits: | 10 | Size of Module: single |
| Method of Assessment: | Coursework NO Marking by numbers | |

| | | |
|-----------------------|-------------------------------------|------------------------|
| Module Title: | RESEARCH METHODS | Winter Term |
| Module Code: | AR4003 | Level: M |
| No. of Credits: | 10 | Size of Module: single |
| Method of Assessment: | Coursework NO Marking by numbers | |



MODULE DESCRIPTION

| | | | |
|--------------------------------|------------------------------|-----------------------------|---|
| Module Code: | AR4001 | | |
| Module Title: | MANAGEMENT AND COMMUNICATION | | |
| Department Responsible: | ARCHI | | |
| Module Tutor: | SA Lupton | | |
| Number of Credits: | 10 | Level: | 3 |
| Semester*: | Autumn | Number of Semesters: | 1 |

| | | |
|------------------------------|--------------|---------------|
| Prerequisite Modules: | Code: | Title: |
| None | | |

| | | |
|---------------------------|--------------|---------------|
| Precursor Modules: | Code: | Title: |
| None | | |

| | | |
|------------------------------|--------------|---------------|
| Co-Requisite Modules: | Code: | Title: |
| None | | |

| | |
|-----------------------------|------|
| Other Prerequisites: | None |
|-----------------------------|------|

| Schemes of Study For Which This Module Is <i>Compulsory</i> : | | | Schemes of Study For Which This Module Is <i>Optional</i> : | | |
|--|------------|--------|---|------------|--------|
| Title of Scheme: | JACS Code: | Years: | Title of Scheme: | JACS Code: | Years: |
| MArch | | 1 | | | |
| <p>Module to be offered on a Free-Standing basis? No</p> <p>Please identify any additional restrictions to Free-Standing status:</p> | | | | | |

AIMS OF THE MODULE:

(Aims define the broad purpose of the module)

To introduce aspects of management theory with reference to organisational structure and behaviour.

To explore techniques used in practice in relation to management and communication within the design team.

To compare current office practice with ideal or theoretical descriptions of management and communication.

LEARNING OUTCOMES OF THE MODULE

(Learning outcomes are statements of what a typical student is expected to know, understand and be able to do.)

On completion of the module a student should be able to:

Show awareness of the scope and significance of management as a discipline relevant to architectural practice.

Knowledge and Understanding:

Show acquaintance with some leading issues in the discipline of management

Show understanding of the formation and management of the design team, and knowledge of the legal arrangements, including the formation of contracts, which enable the procurement of building projects.

Intellectual Skills:

Show an ability to observe and critically review aspects of current practice and procedure, and to critically compare them to theoretical studies.

Discipline Specific (including practical) Skills:

Show an ability to communicate effectively within the design team, with reference to project documentation, including standard forms, sources of specialist information and IT.

METHODS OF TEACHING AND LEARNING:

(Include here a short overview of the learning and teaching methods employed in the module, demonstrating how these are appropriate for the curriculum content, aims and outcomes)

Private study, experience of office practice, lectures, workshops, coursework.

ASSESSMENT:

(Description of how the assessment (both formative and summative) will enable a student to demonstrate achievement of the learning outcomes.)

Coursework. Submission in February.

METHOD(S) OF SUMMATIVE ASSESSMENT:

Written Examination: Percentage Contribution to the Module Assessment: %

Semester in which Written Examination is to be Scheduled :

Duration of Examination: hrs

In-course Assessment: Percentage Contribution to the Module Assessment: 100 %

May include:

Project Work: x

Dissertation:

Laboratory Work:

Field Work: x

Class Test:

Coursework: x

(e.g. one or more essay)


SYLLABUS CONTENT:

RIBA Plan of Work
Project documentation and communication techniques
National Building Specification and CPI

INDICATIVE READING LIST:

Drucker, Handy

CATALOGUE ENTRY:



MODULE DESCRIPTION

| | | | |
|--------------------------------|--------------------|-----------------------------|---|
| Module Code: | AR4002 | | |
| Module Title: | PROJECT INITIATION | | |
| Department Responsible: | ARCHI | | |
| Module Tutor: | Andy Roberts | | |
| Number of Credits: | 20 | Level: | M |
| Semester*: | Autumn | Number of Semesters: | 1 |

| | | |
|------------------------------|--------------|---------------|
| Prerequisite Modules: | Code: | Title: |
| None | | |

| | | |
|---------------------------|--------------|---------------|
| Precursor Modules: | Code: | Title: |
| None | | |

| | | |
|------------------------------|--------------|---------------|
| Co-Requisite Modules: | Code: | Title: |
| None | | |

| | |
|-----------------------------|------|
| Other Prerequisites: | None |
|-----------------------------|------|

| Schemes of Study For Which This Module Is <i>Compulsory</i> : | | | Schemes of Study For Which This Module Is <i>Optional</i> : | | |
|---|------------|--------|---|------------|--------|
| Title of Scheme: | JACS Code: | Years: | Title of Scheme: | JACS Code: | Years: |
| MArch | | 1 | | | |
| Module to be offered on a Free-Standing basis? | | | No | | |
| Please identify any additional restrictions to Free-Standing status: | | | | | |

AIMS OF THE MODULE:

(Aims define the broad purpose of the module)

To extend economics appreciation to an operational or practice-related view with respect to economic determinants of construction projects

To extend awareness of the motivations of developers and development, together with associated leading procedures and their implication for building design.

To extend the ability to contribute positively to group decision making.

LEARNING OUTCOMES OF THE MODULE

(Learning outcomes are statements of what a typical student is expected to know, understand and be able to do.)

On completion of the module a student should be able to:

Prepare and present a project feasibility study for a substantially-sized construction project.

Knowledge and Understanding:

Show awareness of:

the role and influence of funding agencies and project promoters on project strategy and design;

how project team specialist members contribute to project decision making.

Intellectual Skills:

Show an ability to analyse complicated problems involving quantitative and qualitative data.

To apply appropriate research methodologies, develop rational response and communicate them to peers.

Discipline Specific (including practical) Skills:

Show an ability to compile and articulate the client's brief

Show understanding of major influences on, and techniques employed at, project inception and feasibility stages

Show an ability to identify factors which create value and cost in projects

Transferable Skills:

Show an ability to:

make essential specialist contributors contributions to small group decision making;
present results of research to peers.

METHODS OF TEACHING AND LEARNING:

(Include here a short overview of the learning and teaching methods employed in the module, demonstrating how these are appropriate for the curriculum content, aims and outcomes)

Private study, experience of office practice, lectures, tutorials, supervised small group project work researching, compiling and presenting a report, and individual reflection and reporting.

ASSESSMENT:

(Description of how the assessment (both formative and summative) will enable a student to demonstrate achievement of the learning outcomes.)

Based on coursework report compiled by small group, plus individual short report reflecting on contributing to the group.

METHOD(S) OF SUMMATIVE ASSESSMENT:

Written Examination: Percentage Contribution to the Module Assessment: %

Semester in which Written Examination is to be Scheduled:

Duration of Examination: hrs

In-course Assessment: Percentage Contribution to the Module Assessment: 100 %

May include:

Project Work: x

Dissertation:

Laboratory Work:

Field Work:

Class Test:

Coursework: x
(e.g. one or more essay)

SYLLABUS CONTENT:

Aims and structure of feasibility studies, investment appraisal techniques sources of project funding, revenues earned by projects, construction costs, whole life costs, project risk, project co-ordination and management, presentation of proposals.

INDICATIVE READING LIST:

Largely dependent on the particular project function, location etc., plus Builders' Price Books:

Building Cost Information Service (BCIS) – on line;

D Ferry et al, Cost Planning of Buildings 1999.

S Gruneberg & D Weight, Feasibility Studies in Construction 1990.

CATALOGUE ENTRY:

wsa

cardiff



MODULE

DESCRIPTION

| | | | |
|--------------------------------|------------------|-----------------------------|---|
| Module Code: | AR4003 | | |
| Module Title: | RESEARCH METHODS | | |
| Department Responsible: | ARCHI | | |
| Module Tutor: | Andy Roberts | | |
| Number of Credits: | 10 | Level: | M |
| Semester*: | Spring | Number of Semesters: | 1 |

| | | |
|------------------------------|--------------|---------------|
| Prerequisite Modules: | Code: | Title: |
| None | | |

| | | |
|---------------------------|--------------|---------------|
| Precursor Modules: | Code: | Title: |
| None | | |

| | | |
|------------------------------|--------------|---------------|
| Co-Requisite Modules: | Code: | Title: |
| None | | |

| | |
|-----------------------------|------|
| Other Prerequisites: | None |
|-----------------------------|------|

| Schemes of Study For Which This Module Is <i>Compulsory</i> : | | | Schemes of Study For Which This Module Is <i>Optional</i> : | | |
|---|------------|--------|---|------------|--------|
| Title of Scheme: | JACS Code: | Years: | Title of Scheme: | JACS Code: | Years: |
| MArch | | 1 | | | |
| Module to be offered on a Free-Standing basis? No | | | | | |
| Please identify any additional restrictions to Free-Standing status: | | | | | |

AIMS OF THE MODULE:

(Aims define the broad purpose of the module)

To gain an understanding of research methods appropriate for the literature of a complex and specialized area of knowledge in architecture, and to plan and conduct a literature survey and control review, and to effectively communicate the results. The literature review to form the basis of subsequent work (another module) towards a dissertation.

LEARNING OUTCOMES OF THE MODULE

(Learning outcomes are statements of what a typical student is expected to know, understand and be able to do.)

On completion of the module a student should be able to:

Select a complex and specialised aspect of architecture, define a problem within it, systematically survey relevant literature, compose a critical literature review by which to communicate effectively with specialists in the field.

Knowledge and Understanding:

Show understanding of the consistent application of scholarly literary conventions, including a referencing system, and compilation of a bibliography.

Intellectual Skills:

Show evidence of ability to frame and define a line of intellectual enquiry; to locate, analyse and critically review the related literature and communicate a coherent overview.

Discipline Specific (including practical) Skills:

Gain a detailed knowledge and understanding of a complex and specialized aspect of architecture

Transferable Skills:

Show an ability to:

- locate literature relevant to a specified topic;
- to comprehend and summarise a body of literature from a variety of different sources;
- to communicate results of research concisely and clearly through writing.

METHODS OF TEACHING AND LEARNING:

(Include here a short overview of the learning and teaching methods employed in the module, demonstrating how these are appropriate for the curriculum content, aims and outcomes)

Private study, lectures, seminars, tutorials, and interaction with supervisor by electronic means.

ASSESSMENT:

(Description of how the assessment (both formative and summative) will enable a student to demonstrate achievement of the learning outcomes.)

Based on written submission of literature review and subsequent oral exam

METHOD(S) OF SUMMATIVE ASSESSMENT:

Written Examination: Percentage Contribution to the Module Assessment: %

Semester in which Written Examination is to be Scheduled :

Duration of Examination: hrs

In-course Assessment: Percentage Contribution to the Module Assessment: 100 %

May include:

Project Work:

Dissertation:

Laboratory Work:

Field Work:

Class Test:

Coursework: (e.g. one or more essay) x

SYLLABUS CONTENT:

Guided selection of subject

Critical review of example of completed literature review

Literature survey methods associated with:

- sciences
- social sciences
- humanities
- professional studies

Literary conventions and referencing systems appropriate to literature reviews

INDICATIVE READING LIST:

Mainly dependent on the aspect of architecture and line of enquiry pursued by individual students, backed by:

A Hamilton *Writing Dissertations* RIBA, 1990

I Borden & K Ruedi *The Dissertation: an Architectural Student's handbook*
Architectural Press, 2000

CATALOGUE ENTRY:

The purpose of this module is to give students experience of researching the literature relevant to a specific (self-selected) aspect of architectural, and of digesting that literature and presenting it on a cogent, critical review.



MODULE DESCRIPTION

| | | | |
|--------------------------------|---------------------|-----------------------------|---|
| Module Code: | AR4004 | | |
| Module Title: | PRACTICE EXPERIENCE | | |
| Department Responsible: | ARCHI | | |
| Module Tutor: | Andy Roberts | | |
| Number of Credits: | 40 | Level: | 3 |
| Semester*: | Autumn and Spring | Number of Semesters: | 2 |

| | | |
|------------------------------|--------------|---------------|
| Prerequisite Modules: | Code: | Title: |
| None | | |

| | | |
|---------------------------|--------------|---------------|
| Precursor Modules: | Code: | Title: |
| None | | |

| | | |
|------------------------------|--------------|---------------|
| Co-Requisite Modules: | Code: | Title: |
| None | | |

| | |
|-----------------------------|------|
| Other Prerequisites: | None |
|-----------------------------|------|

| Schemes of Study For Which This Module Is <i>Compulsory</i> : | | | Schemes of Study For Which This Module Is <i>Optional</i> : | | |
|--|------------|--------|---|------------|--------|
| Title of Scheme: | JACS Code: | Years: | Title of Scheme: | JACS Code: | Years: |
| MArch | | 1 | | | |
| <p>Module to be offered on a Free-Standing basis? No</p> <p>Please identify any additional restrictions to Free-Standing status:</p> | | | | | |

AIMS OF THE MODULE:

(Aims define the broad purpose of the module)

The aims of this module are for students to use tools of reflection, observation and participation to enhance their awareness and understanding of key aspects of architectural practice, their contribution towards architectural practice and how their personal skill set can be developed to enhance this contribution.

LEARNING OUTCOMES OF THE MODULE

(Learning outcomes are statements of what a typical student is expected to know, understand and be able to do.)

On completion of the module a student should be able to:

- Reflect upon the nature of work carried out in an architectural office, and relate it to the work carried out in other practices and that carried out during their prior architectural education.
- Critically appraise key practices carried out within their workplace and compare and contrast them with commended good practice (including relevant codes and standards), and the approaches used in different offices.
- List the range of architectural projects worked upon during their time in practice, and identify their contribution towards these projects.
- Reflect upon a number of key challenges encountered by the students during their workplace experience and evaluate what they have learned as a result of these challenges, how it was learned and the main factors that have contributed towards that learning.
- Identify and manage individual learning needs within the workplace, set personal goals appropriate to office context and evaluate extent to which they are achieved

METHODS OF TEACHING AND LEARNING:

(Include here a short overview of the learning and teaching methods employed in the module, demonstrating how these are appropriate for the curriculum content, aims and outcomes)

Participation in day to day work of an office

Observation of office procedures, and discussion with colleagues

Reading of key documents outlining office procedures, codes of practice and standards.

The completion of a reflective diary outlining the key tasks and challenges encountered during the time in practice

The sharing of experience with peers, working in other offices, through seminars and online collaboration,

The completion of coursework assignments.

ASSESSMENT:

(Description of how the assessment (both formative and summative) will enable a student to

demonstrate achievement of the learning outcomes.)

Assessment will be based upon the completion of a number of coursework assignments including a reflective diary of the student's office experience. These will be submitted/updated at regular intervals during the course. Assessment will be based upon the extent to which the student critically reflects upon office practices and their own experience. Students who provide an inadequate degree of reflection, will be expected to resubmit their work.

In order to pass this module, students will normally be expected to have completed the equivalent of two semesters (nine months) full time employment in a practice approved by the school. Where students opt to work in more than one practice, they must be employed for a minimum of three months with each practice.

METHOD(S) OF SUMMATIVE ASSESSMENT:

| | | | |
|--|--|-----|-----|
| Written Examination: Percentage Contribution to the Module Assessment: | | | % |
| Semester in which Written Examination is to be Scheduled : | | | |
| Duration of Examination: | | | hrs |
| In-course Assessment: Percentage Contribution to the Module Assessment: | | 100 | % |
| <i>May include:</i> | | | |
| Project Work: | | | |
| Dissertation: | | | |
| Laboratory Work: | | | |
| Field Work: | | x | |
| Class Test: | | | |
| Coursework: (e.g. one or more essay) | | x | |

SYLLABUS CONTENT:

What practices do:

- The nature of practices
- How architects obtain work
- How architects obtain third party approvals


What the students do

- Reflection upon first impressions of office life
- Reflection upon key challenges undertaken by students
- Goal setting and evaluation of office related goals

INDICATIVE READING LIST:

Chappel, D. & Willis, A. 2000, *The architect in practice*, Blackwell Science, Oxford.
Lupton, S (ed.) 2000, *Architect's job book*, RIBA Publications, London
Lupton, S. (ed.) 2001, *Architect's handbook for practice management*, RIBA Publications, London
RIBA. 2004, *The architect's contract: guide to RIBA forms of appointment*, RIBA, London

CATALOGUE ENTRY:



MODULE DESCRIPTION

| | | | |
|--------------------------------|-------------------------------|-----------------------------|---|
| Module Code: | AR4005 | | |
| Module Title: | DESIGN TECHNOLOGY IN PRACTICE | | |
| Department Responsible: | ARCHI | | |
| Module Tutor: | Wayne Forster | | |
| Number of Credits: | 10 | Level: | 3 |
| Semester*: | Autumn | Number of Semesters: | 1 |

| | | |
|------------------------------|--------------|---------------|
| Prerequisite Modules: | Code: | Title: |
| None | | |

| | | |
|---------------------------|--------------|---------------|
| Precursor Modules: | Code: | Title: |
| None | | |

| | | |
|------------------------------|--------------|---------------|
| Co-Requisite Modules: | Code: | Title: |
| None | | |

| | |
|-----------------------------|------|
| Other Prerequisites: | None |
|-----------------------------|------|

| Schemes of Study For Which This Module Is <i>Compulsory</i> : | | | Schemes of Study For Which This Module Is <i>Optional</i> : | | |
|--|------------|--------|---|------------|--------|
| Title of Scheme: | JACS Code: | Years: | Title of Scheme: | JACS Code: | Years: |
| MArch | | 1 | | | |
| <p>Module to be offered on a Free-Standing basis? No</p> <p>Please identify any additional restrictions to Free-Standing status:</p> | | | | | |

AIMS OF THE MODULE:

(Aims define the broad purpose of the module)

To expand and consolidate knowledge and understanding of technology in practice.
To make connections between design creativity and technique in architectural design.

LEARNING OUTCOMES OF THE MODULE

(Learning outcomes are statements of what a typical student is expected to know, understand and be able to do.)

On completion of the module a student should be able to:

Make a critical analysis of technology of a medium/large completed building.

Knowledge and Understanding:

Show familiarity with aims, forms and performance of technology used in modern buildings in relation to architectural intentions and expression

Show awareness of how technicians may be employed creatively in their own designs

Intellectual Skills:

Show enhanced powers of critical analysis, research, written and graphical communication

Discipline Specific (including practical) Skills:

Show enhanced understanding of environmental, structural and constructional technology

Transferable Skills:

Show enhanced skills of communication, research, organisation and decision making

METHODS OF TEACHING AND LEARNING:

(Include here a short overview of the learning and teaching methods employed in the module, demonstrating how these are appropriate for the curriculum content, aims and outcomes)

Private study, observation of office practice, literature review, interview and photography

ASSESSMENT:

(Description of how the assessment (both formative and summative) will enable a student to demonstrate achievement of the learning outcomes.)

Peer assessment through coursework. Submission in February.

METHOD(S) OF SUMMATIVE ASSESSMENT:

Written Examination: Percentage Contribution to the Module Assessment: %

Semester in which Written Examination is to be Scheduled :

Duration of Examination: hrs

In-course Assessment: Percentage Contribution to the Module Assessment: 100 %

May include:

Project Work:

Dissertation:

Laboratory Work:

Field Work: x

Class Test:

Coursework: x
(e.g. one or more essay)

SYLLABUS CONTENT:

Architectural technology and tectonic form and culture.

INDICATIVE READING LIST:

Selected *Architects Journal* Building Studies 1980 - 2000
Detail Journal 1997 on

CATALOGUE ENTRY:



MODULE DESCRIPTION

| | | | |
|--------------------------------|--------------------|-----------------------------|---|
| Module Code: | AR4006 | | |
| Module Title: | DESIGN IN PRACTICE | | |
| Department Responsible: | ARCHI | | |
| Module Tutor: | Marga Munar Bauza | | |
| Number of Credits: | 30 | Level: | 3 |
| Semester*: | Autumn & Spring | Number of Semesters: | 2 |

| | | |
|------------------------------|--------------|---------------|
| Prerequisite Modules: | Code: | Title: |
| None | | |

| | | |
|---------------------------|--------------|---------------|
| Precursor Modules: | Code: | Title: |
| None | | |

| | | |
|------------------------------|--------------|---------------|
| Co-Requisite Modules: | Code: | Title: |
| None | | |

| | |
|-----------------------------|------|
| Other Prerequisites: | None |
|-----------------------------|------|

| Schemes of Study For Which This Module Is <i>Compulsory</i> : | | | Schemes of Study For Which This Module Is <i>Optional</i> : | | |
|---|------------|--------|---|------------|--------|
| Title of Scheme: | JACS Code: | Years: | Title of Scheme: | JACS Code: | Years: |
| MArch | | 1 | | | |
| Module to be offered on a Free-Standing basis? | | | No | | |
| Please identify any additional restrictions to Free-Standing status: | | | | | |

AIMS OF THE MODULE:

(Aims define the broad purpose of the module)

To sustain and refine independent architectural design capability

LEARNING OUTCOMES OF THE MODULE

(Learning outcomes are statements of what a typical student is expected to know, understand and be able to do.)

On completion of the module a student should be able to:

Independently to complete a design for a complex urban context and then to focus on a building that forms a component part of the overall urban/architectural design solution.

Knowledge and Understanding:

- Show awareness of current architectural issues
- Show an understanding of complex social, spatial and placemaking relationships at an urban scale.
- Demonstrate an understanding of building structure, constructional methods and environmental design at an urban and building scale.
- Demonstrate an understanding of how development economics and budgetary control are linked to projects of this scale and nature.

Intellectual Skills:

- deal with complex issues in design and construction and other contexts both systematically and creatively, make sound judgments in the absence of complete data, and communicate their conclusions clearly to specialist and non-specialist audiences;
- demonstrate self-direction and originality in tackling and solving problems, and act autonomously in planning and implementing tasks at a professional or equivalent level;
- continue to advance their knowledge and understanding, and to develop new skills to a high level;
- the exercise initiative and personal responsibility;
- decision-making in complex and unpredictable situations; and
- independent learning ability required for continuing professional development.

Discipline Specific (including practical) Skills:

- Show evidence of critical awareness, ability to interpret an architectural brief and respond creatively to it, and communicate design intentions.

Upon completion of the module a typical student will produce and demonstrate coherent and well resolved architectural design that demonstrates a knowledge of:

- The social, political, economic and professional context that guides building construction
- Briefs and how to critically appraise them to ensure that the design response is appropriate to site and context and for reasons such as sustainability and budget
- The regulatory requirements, including the needs of the disabled, health & safety legislation and building regulations and development control, that guide building construction
- An appropriate philosophical approach which reveals an understanding of theory in a cultural context
- Generate and systematically test, analyse and appraise design options, and draw

conclusions which display methodological and theoretical rigour and to work as part of a team

- The principles and theories associated with visual, thermal and acoustic environments. As well as the climate design and the relationship between climate, built form, construction, life style, energy consumption and human well-being.

Transferable Skills:

- Time management
- Team working
- Independent critical thinking and judgment
- All aspects of concise and clear communication

METHODS OF TEACHING AND LEARNING:

(Include here a short overview of the learning and teaching methods employed in the module, demonstrating how these are appropriate for the curriculum content, aims and outcomes)

Private study, experience of office practice, project work drawings of design proposal
Group seminars
Crits and written feedback

ASSESSMENT:

(Description of how the assessment (both formative and summative) will enable a student to demonstrate achievement of the learning outcomes.)

Drawings and verbal presentation under crit conditions

METHOD(S) OF SUMMATIVE ASSESSMENT:

| | | | |
|--|--|-----|-----|
| Written Examination: Percentage Contribution to the Module Assessment: | | | % |
| Semester in which Written Examination is to be Scheduled : | | | |
| Duration of Examination: | | | hrs |
| In-course Assessment: Percentage Contribution to the Module Assessment: | | 100 | % |
| <i>May include:</i> | | | |
| Project Work: | | x | |
| Dissertation: | | | |
| Laboratory Work: | | | |
| Field Work: | | x | |
| Class Test: | | | |
| Coursework: <i>(e.g. one or more essay)</i> | | x | |

SYLLABUS CONTENT:

Urban and building design

INDIVIDIVE READING LIST

Alexander, C. The City is not a Tree, Architectural Forum, no 122, April/May, 1965
 Koolhaas, R. Delirious New York, Academy Editions, London 1998
 Kostof, S. The City Shaped, Thames and Hudson 1991
 Le Corbusier. (1967) The Radiant City, London, Faber
 Jacobs, J. The Death and Life of Great American Cities, Penguin, Harmondsworth 1972
 Lynch, K. The Image of the City, MIT Press, Cambridge Mass, 1960
 Mitchell, W.J. (1995) City of Bits: space, place and the Infobahn, Cambridge, Mass. MIT Press
 Mitchell, W.J. (1999) E-topia: "Urban Life, Jim-but not as we know it", Cambridge, Mass. MIT Press
 Rowe, C. and Koetter, F. (1978) Collage City, London, MIT Press
 Rogers, R. (1997) Cities for a Small Planet, London, Faber and Faber

CATALOGGUE ENTRY: